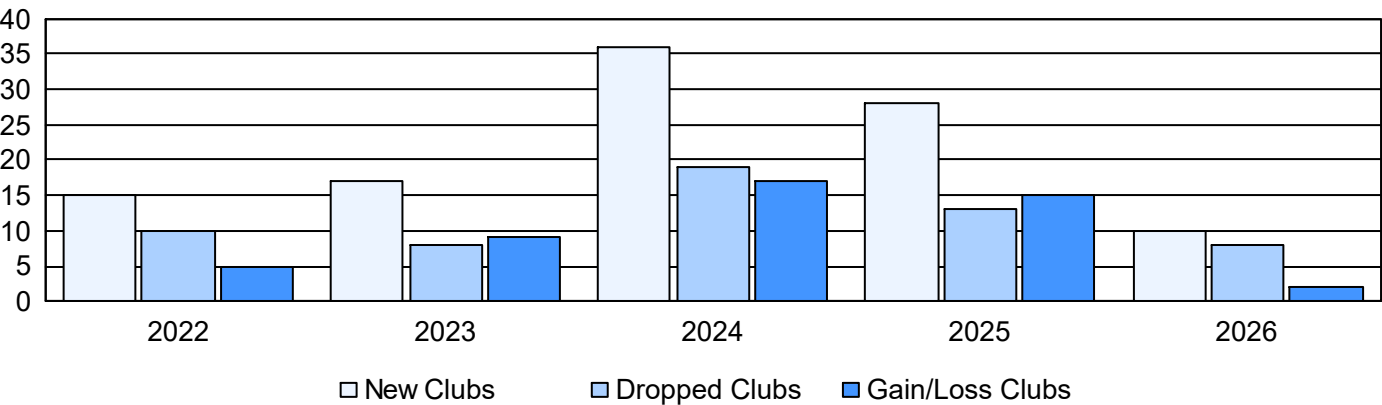
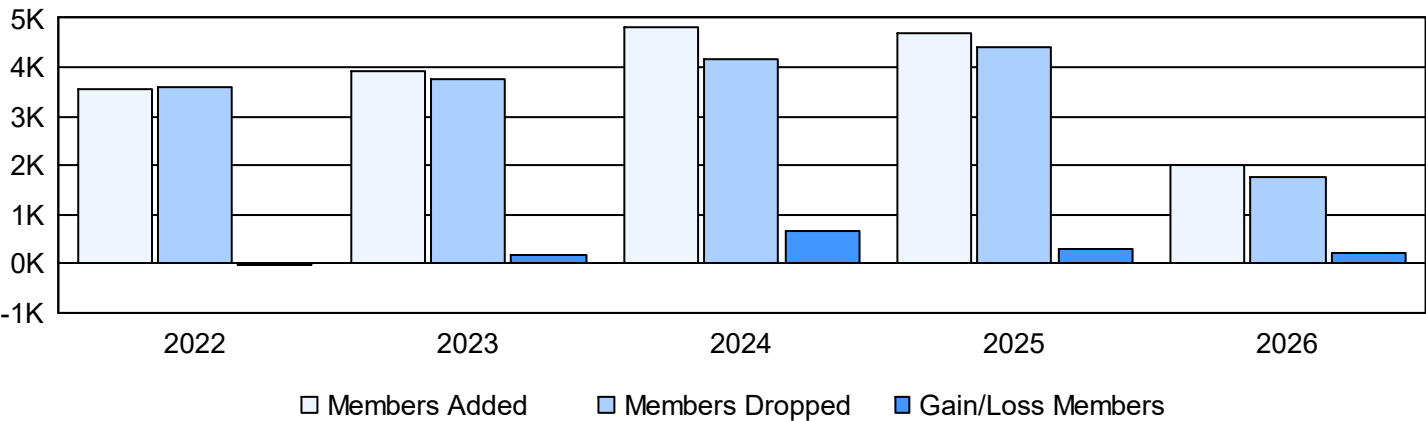


Year	New Clubs	Dropped Clubs	Gain/ Loss Clubs	New Members	Charter Members	Reinstate Members	Transfer Members	Total Member Added	Total Members Dropped	Gain/ Loss Members
2021-2022	15	10	5	2,726	474	107	246	3,553	3,596	-43
2022-2023	17	8	9	3,018	492	92	334	3,936	3,770	166
2023-2024	36	19	17	3,278	989	226	320	4,813	4,158	655
2024-2025	28	13	15	3,217	741	321	396	4,675	4,399	276
2025-2026	10	8	2	1,503	260	89	135	1,987	1,780	207
Average	21	12	10	2,748	591	167	286	3,793	3,541	252

Clubs

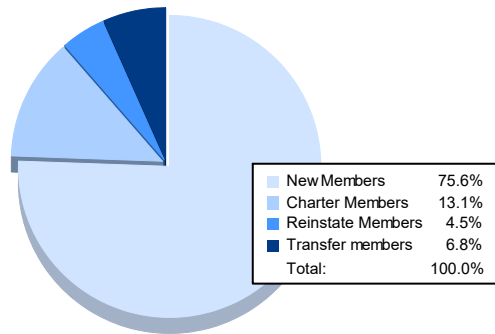


Members



Membership Composition

December 2025 Cumulative



Gender Composition

December 2025 Cumulative

